

TRAVIS COUNTY ESD #3 BOARD MEETING

TABLE OF CONTENTS

December 27, 2021

1. Agenda	page 1
2. Minutes from November 22, 2021	pages 2 - 3
3. Treasurer's Report	pages 4 - 13
4. Payments over \$2,000	page 14
5. Sales Tax Statistics	pages 15 - 24
6. Chief's Monthly Status Report	pages 25 - 26

NOTICE IS HEREBY GIVEN that the Board of Emergency Services Commissioners of Travis County Emergency Services District No. 3 (TCESD3) will hold a regular meeting at 7:00 p.m. on Monday, December 27, 2021 in the Community Room of TCESD3 Station 302 located at 4111 Barton Creek Blvd., Austin, Travis County, Texas. The subject of and matters to be considered at said meeting include, among other business, the following:

1. Call to order.
2. Proof of quorum.
3. General visitor communications: Receive comments from visitors.
4. Discussion and action on legal matters and consultation with counsel on same; the District reserves the right to go into Closed Meeting on this item under Subchapter D., Section 551.071, of the Texas Government Code.
5. Review and approve the minutes of the November 22, 2021 Regular and Closed meeting of the District.
6. Review and approval of the Treasurers' monthly report for November 30, 2021.
7. Approve payments over \$2,000 from November 18th to December 21, 2021.
8. Review Sales Tax Statistics
9. Review of Chief's Monthly Status Reports
 1. Significant incident runs;
 2. Statistics;
 3. Special Project Updates
10. Other Business:
 1. Report on any ESDCC activities. Announcement of the next ESDCC meeting dates.
 2. Commissioner Announcements (no action will be taken on any such announcements).
11. Announcement of future meeting dates of the Board of ESD 03 Commissioners.
12. Adjourn.

By: _____ Herb Holloway, Business Manager

NOTE: The Board of Emergency Services Commissioners reserves the right to adjourn into Closed Meeting at any time during the course of this meeting to discuss any of the agenda items listed above as authorized by Texas Government Code, Section 551.071 (Consultation with Attorney), 551.072 (Deliberations about Real Property), 551.073 (Deliberations about Gifts and Donations), 551.074 (Personnel Matters), and 551.076 (Deliberations about Security Devices) or other applicable law. Travis County Emergency Services District Number 3 is committed to compliance with the Americans with Disabilities Act. Reasonable modification and equal access to communications will be provided upon request. Please call the District Administrative Office at 288-5534 for information. Hearing impaired or speech disabled persons equipped with telecommunication devices for the deaf may call the statewide Relay Program at 1-800-735-2988 or by dialing '711'. Visitor Communications are regular agenda items at monthly meetings of the Board of Emergency Services Commissioners of Travis County Emergency Services District Number 3. Visitors who wish to speak under Visitor's Communications must sign up before the meeting is called to order. Each person, organization or group wishing to address the Board will be allowed a maximum of three (3) minutes to speak on items on the agenda or other business of the District. Speakers may register in person at the posted location of the meeting, starting 30 minutes prior to the start of the meeting and using the form provided. The speaker will give his/her name, address, organizational affiliation, if any, and indicate the subject he/she intends to address. The Board welcomes citizen comment on any issue, but the Open Meetings Act prohibits any board action on issues not posted on the agenda. The District reserves the right to terminate any presentation by a speaker if it is disruptive of the good conduct of the meeting, or is in violation of law.

The undersigned affirms and states that he posted or caused to be posted a true and correct copy of the foregoing notice at a place convenient to the public at the Travis County ESD3 Administrative Office, 4111 Barton Creek Boulevard, Travis County, Texas, a location within said Travis County Emergency Services District Number 3 at _____ .M. on December 22, 2021

By: _____ Herb Holloway, Business Manager

Minutes of Travis County Emergency Services District #3

November 22, 2021

Attached to and incorporated into these minutes is a copy of the official agenda for the November 22, 2021 meeting.

Under Agenda Items 1 & 2: Commissioner President Edd New called the Travis County Emergency Services District #3 (TCESD# 3, the District) Board of Commissioners' regular meeting to order at 7:01 p.m. A quorum was established with Commissioners John Villanacci, Carroll Knight, David Detwiler and Matt Escobedo in attendance.

Fire department personnel present at the meeting included: Chief Wittig, Business Manager Holloway, Firefighters Lyngaas, Davis and Grieser.

TCESD#3 Attorneys present where Ken Campbell and Judy Osborn.

Under Agenda Item 3: There were no Visitors comments.

Under Agenda Item 4: At 7:02 President Edd New closed the Regular Meeting. Per Subchapter D. Sec 551.071 of the Texas Government Code, President Edd New moved that a Closed Meeting would occur for Consultation with the Districts Attorneys Ken Campbell and Judy Osborn, for specific reasons stated in Sec 551.071. All Fire Department personnel and Visitors where asked to leave so that a Closed Meeting could begin. At 8:30 p.m. the Closed Meeting was concluded and the Regular Meeting reconvened. Commissioner Detwiler moved to authorize the Attorneys and Commissioners Escobedo and Villanacci to proceed as deliberated. Commissioner Knight seconded the motion, which carried unanimously.

Under Agenda Item 5: Commissioner Escobedo moved to approve the October 25, 2021 regular meeting minutes. Commissioner Villanacci seconded the motion, which carried unanimously.

Under Agenda Item 6: The October Treasurers monthly reports were reviewed. Commissioner Villanacci moved to approve. Commissioner Detwiler seconded the motion, which carried unanimously.

Under Agenda Item 7: Checks and distributions over \$2,000 were reviewed for the period of October 22nd to November 19, 2021. Commissioner Knight moved to approve, except for the formatting error regarding Check # 17325 which was picked up again from the prior monthly Board meeting in error. Commissioner Detwiler seconded the motion, which carried unanimously.

Under Agenda Item 8: The Commissioners reviewed and discussed the Sales Tax Status Reports for October.

Under Agenda Item 9: Chief Wittig presented the Monthly Status Report for October.

Under Agenda Item 11: There are no scheduled ESDCC meetings in the near future.

Under Agenda Item 12: It was announced that the next REGULAR Board meetings of TCESD#3 would be held on December 27, 2021, January 24th and February 28, 2022 at Station 302.

Meeting was adjourned at 8:58 p.m.

NOTICE IS HEREBY GIVEN that the Board of Emergency Services Commissioners of Travis County Emergency Services District No. 3 (TCESD3) will hold a regular meeting at 7:00 p.m. on Monday, November 22, 2021 in the Community Room of TCESD3 Station 302 located at 4111 Barton Creek Blvd., Austin, Travis County, Texas. The subject of and matters to be considered at said meeting include, among other business, the following:

1. Call to order.
2. Proof of quorum.
3. General visitor communications: Receive comments from visitors.
4. Discussion and action on personnel matters and consultation with legal counsel on same; the District reserves the right to go into Closed Meeting on this item under Section 551.074, Texas Government Code.
5. Review and approve the minutes of the October 25, 2021 regular meeting of the District.
6. Review and approval of the Treasurers' monthly report for October 31, 2021.
7. Approve payments over \$2,000 from October 22nd and November 18, 2021.
8. Review Sales Tax Statistics
9. Review of Chief's Monthly Status Reports
 1. Significant incident runs;
 2. Statistics;
 3. Special Project Updates
10. Other Business:
 1. Report on any ESDCC activities. Announcement of the next ESDCC meeting dates.
 2. Commissioner Announcements (no action will be taken on any such announcements).
11. Announcement of future meeting dates of the Board of ESD 03 Commissioners.
12. Adjourn.

By: _____ Herb Holloway, Business Manager

NOTE: The Board of Emergency Services Commissioners reserves the right to adjourn into Closed Meeting at any time during the course of this meeting to discuss any of the agenda items listed above as authorized by Texas Government Code, Section 551.071 (Consultation with Attorney), 551.072 (Deliberations about Real Property), 551.073 (Deliberations about Gifts and Donations), 551.074 (Personnel Matters), and 551.076 (Deliberations about Security Devices) or other applicable law. Travis County Emergency Services District Number 3 is committed to compliance with the Americans with Disabilities Act. Reasonable modification and equal access to communications will be provided upon request. Please call the District Administrative Office at 288-5534 for information. Hearing impaired or speech disabled persons equipped with telecommunication devices for the deaf may call the statewide Relay Program at 1-800-735-2988 or by dialing '711'. Visitor Communications are regular agenda items at monthly meetings of the Board of Emergency Services Commissioners of Travis County Emergency Services District Number 3. Visitors who wish to speak under Visitor's Communications must sign up before the meeting is called to order. Each person, organization or group wishing to address the Board will be allowed a maximum of three (3) minutes to speak on items on the agenda or other business of the District. Speakers may register in person at the posted location of the meeting, starting 30 minutes prior to the start of the meeting and using the form provided. The speaker will give his/her name, address, organizational affiliation, if any, and indicate the subject he/she intends to address. The Board welcomes citizen comment on any issue, but the Open Meetings Act prohibits any board action on issues not posted on the agenda. The District reserves the right to terminate any presentation by a speaker if it is disruptive of the good conduct of the meeting, or is in violation of law.

The undersigned affirms and states that he posted or caused to be posted a true and correct copy of the foregoing notice at a place convenient to the public at the Travis County ESD3 Administrative Office, 4111 Barton Creek Boulevard, Travis County, Texas, a location within said Travis County Emergency Services District Number 3 at _____ .M. on November 18, 2021

By: _____ Herb Holloway, Business Manager

Travis County ESD#3
Balance Sheet Prev Year Comparison

As of November 30, 2021

	Nov 30, 21	Nov 30, 20	\$ Change
ASSETS			
Current Assets			
Checking/Savings			
110 - WF ADVISORS - Cash Sweep	335,784.51	68,574.21	267,210.30
100 WF Money Market 8960	3,597,162.29	3,143,592.07	453,570.22
102 WF Checking Plus 8760	-87,381.22	-1,367,502.16	1,280,120.94
103 WF RESERVE Savings 7928	793,860.81	792,715.44	1,145.37
104 WF General CDs	1,225,007.00	1,470,007.00	-245,000.00
105 WF RESERVE CDs	735,000.00	735,000.00	0.00
107 WF 2005 & 2013 Bond Debt	12,513.98	12,133.06	380.92
108 TexPool Investment 001	2,913,860.22	2,912,860.75	999.47
109 TexPool RESERVE 002	601,400.52	601,194.19	206.33
115 Petty Cash	145.00	145.00	0.00
Total Checking/Savings	10,127,353.11	8,368,719.56	1,758,633.55
Accounts Receivable			
125 Accounts Receivable	100,227.40	50,260.15	49,967.25
Total Accounts Receivable	100,227.40	50,260.15	49,967.25
Other Current Assets			
Due from Gen. Fund to Debt Serv	-507.00	-507.00	0.00
123 - Sales Tax Receivable	664,368.40	664,368.40	0.00
1021 Texas Compt. Reserve Acct	9,913.80	7,521.50	2,392.30
120 A/R Property Taxes 1yr +	57,673.33	57,673.33	0.00
121 Allowance for Doubtful A/Cs	-9,157.00	-9,157.00	0.00
131 - Prepaid Expenses	198,718.63	198,718.63	0.00
Total Other Current Assets	921,010.16	918,617.86	2,392.30
Total Current Assets	11,148,590.67	9,337,597.57	1,810,993.10
Fixed Assets			
Land and Land Improvements	1,350,661.00	1,350,661.00	0.00
Fire Trucks and Vehicles	4,126,671.47	2,933,732.47	1,192,939.00
Office and Other Equipment	508,223.79	508,223.79	0.00
Buildings	7,004,120.73	6,176,520.97	827,599.76
Accumulated Depreciation	-4,631,428.31	-4,631,428.31	0.00
Total Fixed Assets	8,358,248.68	6,337,709.92	2,020,538.76
TOTAL ASSETS	19,506,839.35	15,675,307.49	3,831,531.86

Travis County ESD#3
Balance Sheet Prev Year Comparison
As of November 30, 2021

	Nov 30, 21	Nov 30, 20	\$ Change
LIABILITIES & EQUITY			
Liabilities			
Current Liabilities			
Other Current Liabilities			
Accounts Payable - Audit	152,752.02	152,752.02	0.00
Due to Debt Serv. from Gen. Fun	-507.00	-507.00	0.00
200 Deferred Revenue - Prop Tax	51,889.03	51,889.03	0.00
260 Accrued salaries payable	156,518.78	156,518.78	0.00
Total Other Current Liabilities	360,652.83	360,652.83	0.00
Total Current Liabilities	360,652.83	360,652.83	0.00
Long Term Liabilities			
Accrued Vacation Payable	297,604.00	297,604.00	0.00
2013 Limited Bonds	820,000.00	1,130,000.00	-310,000.00
Total Long Term Liabilities	1,117,604.00	1,427,604.00	-310,000.00
Total Liabilities	1,478,256.83	1,788,256.83	-310,000.00
Equity			
Investment in Fixed Assets	7,970,316.64	5,639,777.88	2,330,538.76
Fund Balance - Debt Serv. Fund	10,218.00	10,218.00	0.00
Fund Balance - Unassigned	4,177,599.39	4,177,599.39	0.00
Fund Balance - Assigned	5,893,800.68	5,914,759.11	-20,958.43
Net Revenue	-23,352.19	-1,855,303.72	1,831,951.53
Total Equity	18,028,582.52	13,887,050.66	4,141,531.86
TOTAL LIABILITIES & EQUITY	19,506,839.35	15,675,307.49	3,831,531.86

TCESD # 3 Certificate of Deposit Details

RESERVE SAVINGS CD's

#		Bought	Mature
3DX7	\$245,000.00	6/28/21	6/28/22
JM56	\$245,000.00	6/16/21	6/16/22
9QJ7	\$245,000.00	11/30/20	12/10/21

\$735,000.00

Yearly Return

3DX7	Hingham Savings
JM56	UBS Bank
9QJ7	Cathay Bank

\$466

GENERAL SAVINGS CD's

#		Bought	Mature
MPK3	\$245,007.00	2/5/20	2/7/22
MX90	\$245,000.00	3/10/21	3/10/22
REQ0	\$245,000.00	3/4/21	3/4/22
7NN7	\$245,000.00	5/11/21	5/11/22
1FD2	\$245,000.00	6/11/21	12/10/21

\$1,225,007.00

Yearly Return

MPK3	Goldman Sachs
MX90	Mizuho Bank
REQ0	Safra Bank
7NN7	Washington Trust
1FD2	Luther Savings

\$2,511

Total Debt Repayment Schedule																
Date	Firetrucks and Tower			Series 2003			Series 2005			Series 2013			TOTAL			YEARLY
	Principal	Interest	Total	Principal	Interest	Total	Principal	Interest	Total	Principal	Interest	Total	Principal	Interest	Total	
3/1/2013																
3/2/2013	75,858	15,124	90,983													
7/17/2013	24,672	15,244	39,917													
9/1/2013	165,000	3,011	168,011	65,000	4,100	69,100	50,000	38,975	88,975	280,000	46,086	326,086				\$ 474,058
3/1/2014					2,800	2,800										
7/17/2014	25,477	14,440	39,917													
3/2/2014	79,385	11,597	90,983													
9/1/2014				70,000	2,800	72,800	195,000	38,475	233,475	265,000	41,275	306,275				478,450
3/1/2015					1,400	1,400										
3/2/2015	83,077	7,905	90,983													
7/17/2015	26,307	13,610	39,917													
9/1/2015				70,000	1,400	71,400	200,000	36,525	236,525	270,000	37,925	307,925				476,750
3/1/2016																
3/2/2016	86,940	4,042	90,983													
6/1/2016	391,799	11,353	403,152													
9/1/2016				280,000	34,525	314,525										
3/1/2017					31,725	31,725										
9/1/2017				280,000	31,725	311,725	280,000	28,925	289,925	280,000	31,725	311,725				343,450
3/1/2018																
9/1/2018				290,000	28,925	318,925	290,000	28,925	318,925	290,000	28,925	318,925				347,850
3/1/2019					26,025	26,025										
9/1/2019				300,000	26,025	326,025	300,000	26,025	326,025	300,000	26,025	326,025				352,050
3/1/2020					21,525	21,525										
9/1/2020				305,000	21,525	326,525	305,000	21,525	326,525	305,000	21,525	326,525				348,050
3/1/2021					16,950	16,950										
9/1/2021				310,000	16,950	326,950	310,000	16,950	326,950	310,000	16,950	326,950				343,900
3/1/2022					12,300	12,300										
9/1/2022				320,000	12,300	332,300	320,000	12,300	332,300	320,000	12,300	332,300				344,600
3/1/2023					7,500	7,500										
9/1/2023				335,000	7,500	342,500	335,000	7,500	342,500	335,000	7,500	342,500				350,000
3/1/2024					2,475	2,475										
9/1/2024				85,000	2,475	87,475	85,000	2,475	87,475	85,000	2,475	87,475				89,950
3/1/2025					1,200	1,200										
9/1/2025				80,000	1,200	81,200	80,000	1,200	81,200	80,000	1,200	81,200				82,400
TOTAL	793,515	93,315	886,835	\$ 165,000	\$ 6,023	\$ 171,023	\$ 205,000	\$ 16,600	\$ 221,600	\$ 3,030,000	\$ 565,235	\$ 3,595,235	\$ 4,193,515	\$ 681,173	\$ 4,874,693	

Travis County ESD#3
Revenue & Expense Prev Year Comparison
 November 2021

	Nov 21	Nov 20	\$ Change
Revenue and Expense			
Revenue			
407 INTEREST	710.36	774.70	-64.34
410 PROPERTY TAX	110,825.12	26,727.95	84,097.17
415 SALES TAX ALLOCATION	472,818.24	350,762.41	122,055.83
435 FACILITY RENTAL	150.00	0.00	150.00
470 FIRE ACADEMY FEES	16,600.00	12,450.00	4,150.00
471 EMT SCHOOL FEES	0.00	-31.30	31.30
Total Revenue	601,103.72	390,683.76	210,419.96
Expense			
500 COST OF REVENUE ACQUISITION	21,800.49	8,015.25	13,785.24
600 EMERGENCY RESPONSE	8,626.08	1,454,960.79	-1,446,334.71
630 CONTINUED EDUCATION	5,055.85	1,902.98	3,152.87
640 HUMAN RESOURCES	536,227.24	344,023.33	192,203.91
650 ADMINISTRATION	18,668.31	125,233.50	-106,565.19
Total Expense	590,377.97	1,934,135.85	-1,343,757.88
Net Revenue	10,725.75	-1,543,452.09	1,554,177.84

Travis County ESD#3
Revenue & Expense Prev Year Comparison
 October through November 2021

	Oct - Nov 21	Oct - Nov 20	\$ Change
Revenue and Expense			
Revenue			
407 INTEREST	1,451.79	1,585.26	-133.47
410 PROPERTY TAX	124,721.09	28,948.76	95,772.33
415 SALES TAX ALLOCATION	894,800.20	664,368.30	230,431.90
435 FACILITY RENTAL	300.00	0.00	300.00
450 BILLING	0.00	906.92	-906.92
470 FIRE ACADEMY FEES	24,778.85	23,198.77	1,580.08
471 EMT SCHOOL FEES	18,921.75	4,151.10	14,770.65
Total Revenue	1,064,973.68	723,159.11	341,814.57
Expense			
500 COST OF REVENUE ACQUISITION	31,240.13	15,287.37	15,952.76
600 EMERGENCY RESPONSE	56,913.31	1,493,378.52	-1,436,465.21
630 CONTINUED EDUCATION	19,173.28	15,364.50	3,808.78
640 HUMAN RESOURCES	904,065.45	771,175.96	132,889.49
650 ADMINISTRATION	76,933.70	283,256.48	-206,322.78
Total Expense	1,088,325.87	2,578,462.83	-1,490,136.96
Net Revenue	-23,352.19	-1,855,303.72	1,831,951.53

Rev-Exp Budget for the YEAR vs. Actual

October through November 2021

	Oct - Nov 21	Budget	\$ Over Budget
Revenue and Expense			
Revenue			
407 INTEREST	1,452	3,332	-1,880
410 PROPERTY TAX	124,721	122,715	2,006
415 SALES TAX ALLOCATION	894,800	655,010	239,790
435 FACILITY RENTAL	300	500	-200
470 FIRE ACADEMY FEES	24,779	18,750	6,029
471 EMT SCHOOL FEES	18,922	20,000	-1,078
Total Revenue	1,064,974	820,307	244,667
Expense			
500 COST OF REVENUE ACQUISITION	31,240	13,100	18,140
600 EMERGENCY RESPONSE	56,913	78,610	-21,697
630 CONTINUED EDUCATION	19,173	48,990	-29,817
640 HUMAN RESOURCES	904,065	816,346	87,719
650 ADMINISTRATION	76,934	75,317	1,617
Total Expense	1,088,325	1,032,363	55,962
Net Revenue	-23,351	-212,056	188,705

Travis County ESD#3
Profit & Loss
 October through November 2021

Oct - Nov 21

Revenue and Expense

Revenue

407 INTEREST	1,451.79
410 PROPERTY TAX	
4101 Prop Tax Current	119,935.05
4102 Prop Tax Prior	4,786.04
Total 410 PROPERTY TAX	<u>124,721.09</u>
415 SALES TAX ALLOCATION	894,800.20
435 FACILITY RENTAL	
4351 BC Room Rental	300.00
Total 435 FACILITY RENTAL	<u>300.00</u>
470 FIRE ACADEMY FEES	24,778.85
471 EMT SCHOOL FEES	
4736 - EMT Academy 25	18,921.75
Total 471 EMT SCHOOL FEES	<u>18,921.75</u>
Total Income	<u><u>1,064,973.68</u></u>

Expense

500 COST OF REVENUE ACQUISITION	
501 Prop Tax Coll & Val fees	11,344.13
502 Sales Tax Collection Costs	19,896.00
Total 500 COST OF REVENUE ACQUISITION	<u>31,240.13</u>
600 EMERGENCY RESPONSE	
602 Pagers	36.00
603 Dispatch & Communications	36,785.96
604 Fuel	4,006.85
605 SCBA Maintenance	1,149.60
606 Vehicle Maint & Repairs	7,381.32
608 Vehicle Supplies	6,280.61
609 Uniforms & Protective Gear	1,255.57
611 Supplies - EMS	17.40
Total 600 EMERGENCY RESPONSE	<u>56,913.31</u>
630 CONTINUED EDUCATION	
631 Training - EMS	7,670.14
632 Training - Fire & Rescue	2,209.21
633 Seminars & Conferences	-733.69
634 Fire Academy	7,078.77
635 EMT Certification School	2,948.85
Total 630 CONTINUED EDUCATION	<u>19,173.28</u>
640 HUMAN RESOURCES	
641 Benefits & Payroll Tax	204,423.68
642 Payroll	696,371.12

Travis County ESD#3
Profit & Loss
October through November 2021

	Oct - Nov 21
644 Certifications	3,270.65
Total 640 HUMAN RESOURCES	904,065.45
650 ADMINISTRATION	
651 Building Maint.	46,916.24
652 Office Supplies	2,796.16
653 Station Supplies	1,149.18
654 Bank Fees	1,998.23
655 Dues & Subscriptions	1,694.98
656 Information Technology	3,322.07
657 Postage & Handling	21.60
659 Professional Services	5,390.00
660 Public Notices/Articles	528.00
661 Telephone	81.93
662 Utilities	13,035.31
Total 650 ADMINISTRATION	76,933.70
Total Expense	1,088,325.87
Net Revenue	-23,352.19

**TRAVIS COUNTY ESD #3
PROPERTY TAX REVENUE COLLECTION COMPARISON**

	FISCAL YEAR ENDING				Compared to prior year	
	2021		2022		Month \$	
	For all prior to 2020 taxes	For Prior 2021	For all prior to 2020 taxes	For Current 2021-2022		
OCT	\$327	\$1,733	\$3,998	\$15,762	\$14,029	810%
NOV	\$209	\$34,489	\$1,635	\$122,116	\$87,627	254%
DEC	\$2,414	\$1,050,426				
JAN	\$1,835	\$1,309,780				
FEB	\$3,569	\$384,411				
MAR	-\$24	\$41,701				
APR	\$887	\$12,810				
MAY	\$44	\$10,631				
JUN	\$1,321	\$1,924				
JUL	\$230	\$11,345				
AUG	\$246	\$2,363				
SEPT	\$2,505	\$1,559				
YEAR	\$13,563	\$2,863,172	\$5,633	\$137,878	\$ 101,656	
	\$	2,876,735	\$	143,511		
			2021-22 Tax Levy	\$2,622,895		

NET CERTIFIED TAXABLE PROPERTY VALUE UPDATES FROM TCAD

Rec'd	FISCAL YEAR ENDING				Inc/(Dec) from	
	2021		2022		Prior Year \$	Prior Year %
	2,019	2020	2020	2021		
OCT	\$3,504,957,784	\$3,677,674,279	\$3,632,038,704	\$4,035,391,528	\$403,352,824	12%
NOV	\$3,504,932,084	\$3,642,730,490	\$3,632,038,704	\$4,035,391,528	\$403,352,824	12%
DEC	\$3,504,709,909	\$3,642,227,358			\$0	0%
JAN	\$3,504,707,210	\$3,640,341,318			\$0	0%
FEB	\$3,502,332,421	\$3,639,896,787			\$0	0%
MAR	\$3,501,738,851	\$3,637,890,212			\$0	0%
APR	\$3,501,738,851	\$3,637,892,354			\$0	0%
MAY	\$3,501,738,851	\$3,637,892,354			\$0	0%
JUN	\$3,501,743,089	\$3,632,542,591			\$0	0%
JUL	\$3,632,542,591	\$4,015,878,678			\$0	0%
AUG	\$3,632,542,591	\$4,015,878,678			\$0	0%
SEPT	\$3,504,957,784	\$3,677,674,279			\$0	0%

2018-2019 Tax Levy on 6,028 Parcels is \$3,281,236,467 at a tax rate of .0975
 2019-2020 Tax Levy on 6,025 Parcels is \$3,504,957,784 at a tax rate of .0800
 2020-2021 Tax Levy on 6,069 Parcels is \$3,677,674,279 at a tax rate of .0790
 2021-2022 Tax Levy on 6,056 Parcels is \$4,035,391,528 at a tax rate of .0650
\$2,622,895

Checks over \$2,000 for the period of November 18 to December 21, 2021

<u>Date</u>	<u>Num</u>	<u>Name</u>	<u>Memo</u>	<u>Amount</u>
11/22/2021	17397	Home Depot	Tools and Workstations	\$3,241.54
11/30/2021	draft	Paychex	Employee 457 Contribution	\$12,823.31
11/30/2021	draft	Paychex	Employer 401 Matching	\$16,069.07
11/30/2021	draft	Paychex	Net Payroll	\$85,870.00
11/30/2021	draft	Paychex	Employment Taxes	\$31,448.10
12/2/2021	draft	Wells Fargo Bank	Transfer to cover November operations	\$450,000.00
12/15/2021	draft	Paychex	Employee 457 Contribution	\$13,104.89
12/15/2021	draft	Paychex	Employer 401 Matching	\$16,842.61
12/15/2021	draft	Paychex	Net Payroll	\$90,768.63
12/15/2021	draft	Paychex	Employment Taxes	\$34,187.55
12/17/2021	17411	Delta Industrial Services	Four (4) sets bunker gear - 10 year replacement	\$10,192.00
12/17/2021	17416	Judy Osborn	Legal Fees	\$4,210.00
12/17/2021	17423	Texas Association of Counties	Health Insurance	\$40,274.22
12/17/2021	17429	The Hartford	Accident Insurance	\$3,472.98
12/17/2021	17430	Travis Central Appraisal Dist.	Quarterly Fees	\$2,784.81
12/17/2021	17431	VFIS of Texas	Quarterly Auto and Liability Insurance	\$15,971.00

Oak Hill Fire Department
Travis County Emergency Services District #3

Station 301
Circle Drive
9211 Circle Drive
Austin, Texas 78736
512-288-5576
Fax 512-288-5903



Station 302
Barton Creek
4111 Barton Creek
Austin, Texas 78735
Admin 512-288-5534
Fax 512-288-5844

December 2021 Sales Tax Summary

The December allocation reflects sales made during the month of October.

Our December sales tax allocation was \$493,015. This was up 40.6% (+\$142,245) compared to December 2020 and up 36.9% (+\$369,698) for the fiscal year to date. This was our highest December monthly allocation and our second highest single month ever.

The out of state marketplace “Single Local Tax Rate” allocation was \$5,108 (+\$13,958 fiscal year to date).

Our top 10 large companies accounted for 57.7% (+\$222,431), our top 30 large companies accounted for 72.5% (+\$260,710), and our top 100 large companies accounted for 87.4% (+\$308,145) of our total fiscal year collections.

We continued to see strong performance in the lodging and retail industry segments.

Our monthly allocation graph and a yearly allocation graph since our sales tax inception are on the following page.

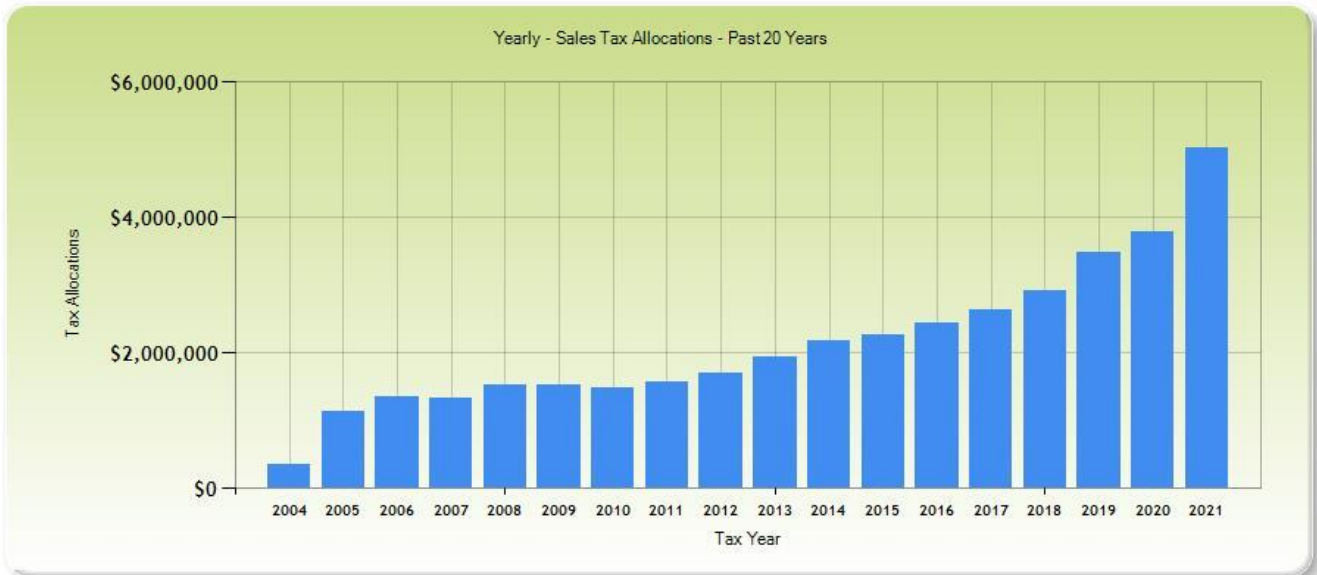
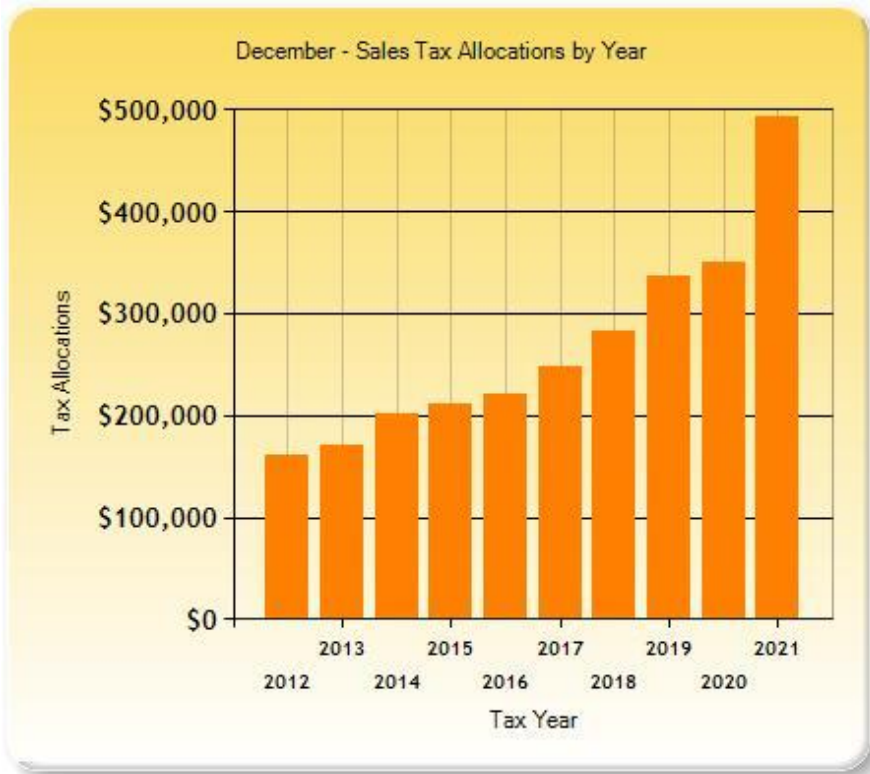


Chart Source: Municipal Advisory Council of Texas (mactexas.com)

SALES TAX SNAPSHOT

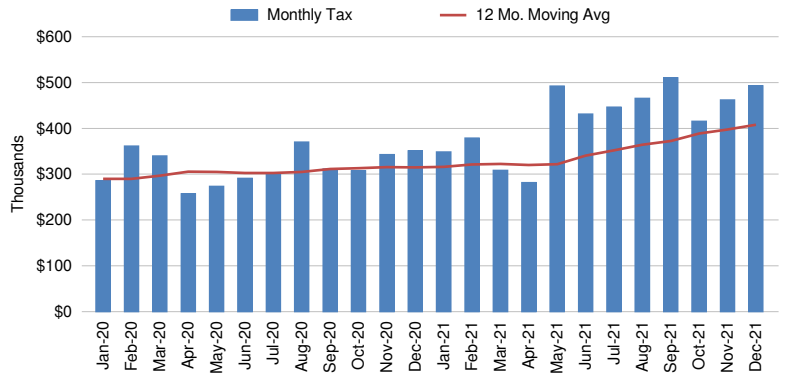
Travis Co Esd 3

Dec-21

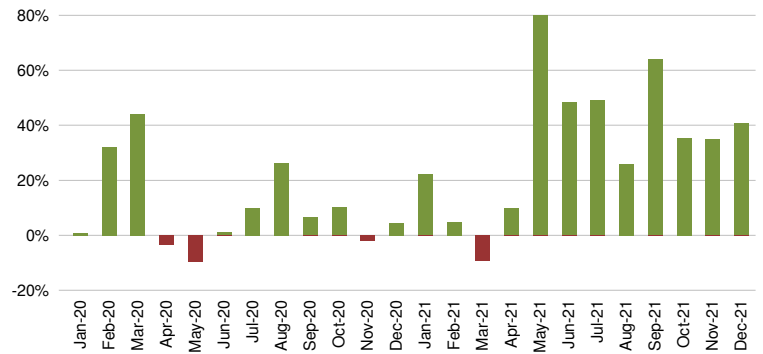
Sales Tax Net Payments

FY Mo.	FY2021	FY2022	YoY % Change
Oct	\$ 307,394	\$ 415,501	35.2%
Nov	\$ 343,019	\$ 462,365	34.8%
Dec	\$ 350,770	\$ 493,015	40.6%
Jan	\$ 348,364		
Feb	\$ 378,720		
Mar	\$ 308,329		
Apr	\$ 281,826		
May	\$ 492,495		
Jun	\$ 431,322		
Jul	\$ 446,388		
Aug	\$ 465,749		
Sep	\$ 510,564		
FYTD	\$ 1,001,184	\$ 1,370,882	36.9%
FY Total	\$ 4,664,941		

Sales Tax Net Payments Trend



Sales Tax Net Payments Change - YoY



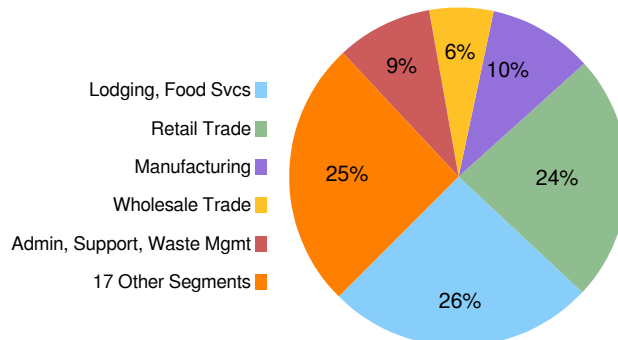
Top 10 Taxpayers

Rank	Company	FYTD Collections	% Total
1	OMNI BARTON CREEK, INC.		
2	MCCOY CORPORATION		
3	AMAZON.COM SERVICES INC (MARKETPLACE)		
4	AUSTIN READY-MIX, LLC		
5	AMAZON FULFILLMENT SERVICES INC		
6	FP LEGACY LANDSCAPING LLC		
7	CENTEX MATERIALS LLC		
8	BAREFOOT MOSQUITO AND PEST CONTROL INC		
9	TOP CHOICE LAWN CARE, LLC		
10	APPLE INC.		
Top 10 Companies		\$ 806,745	57.7%
3825 Other Large Companies		\$ 563,327	40.3%
Small Companies/Other		\$ 23,314	1.7%
Single Local Tax Rate (SLT)		\$ 5,108	0.4%
Total		\$ 1,398,494	100.0%

Industry Segment Collections Trend - YoY % Chg

SEGMENT	Jul	Aug	Sep	Oct	Nov	Dec
Lodging, Food Svcs	92.2%	38.7%	277.6%	36.2%	42.2%	81.6%
Retail Trade	39.7%	40.0%	26.7%	30.3%	32.1%	38.1%
Manufacturing	41.6%	-9.1%	7.3%	33.4%	52.9%	-2.1%
Admin, Support, Waste Mgmt	38.7%	37.6%	62.0%	44.6%	21.0%	38.0%
Wholesale Trade	120.5%	76.8%	18.0%	8.5%	82.9%	37.4%
All Others	15.9%	2.5%	-6.8%	38.6%	19.0%	10.5%
Total Collections	49.0%	25.4%	64.8%	34.6%	34.8%	40.7%

Sales Tax Collections by Industry Segment



Travis Co Esd 3
SALES TAX PAYMENT DETAIL

Dec-21

Fiscal Year: Oct-Sep

COLLECTIONS	Dec-20	Dec-21	Chg. \$ Chg. %	Prior FYTD	Current FYTD	Chg. \$ Chg. %
Current Period	349,990	483,427	133,437 38.1%	1,004,941	1,342,832	337,891 33.6%
Prior Period	3,065	8,606	5,540 180.7%	3,483	27,732	24,248 696.1%
Future Period	1,267	914	(353) -27.9%	7,728	2,871	(4,858) -62.9%
Audit	845	5,171	4,326 511.8%	(1,668)	10,205	11,874 -711.8%
Unidentified	33	469	436 1338.1%	103	897	794 769.6%
Single Local Tax Rate	2,875	5,108	2,233 77.7%	7,856	13,958	6,102 77.7%
TOTAL	358,075	503,694	145,619 40.7%	1,022,444	1,398,494	376,051 36.8%
Service Fee	(7,162)	(10,074)	(2,912) 40.7%	(20,449)	(27,970)	(7,521) 36.8%
Current Retained	(7,018)	(9,872)	(2,854) 40.7%	(20,040)	(27,411)	(7,371) 36.8%
Prior Retained	6,875	9,267	2,392 34.8%	19,229	27,768	8,539 44.4%
NET PAYMENT	350,770	493,015	142,245 40.6%	1,001,184	1,370,882	369,698 36.9%

Travis Co Esd 3
TOP 30 COMPANIES RANK and CHANGE SUMMARY
Dec-21

Fiscal Year: Oct-Sep

Rank*	Company	NAICS Key	Prior	Current	Change \$	Change %	Current Fiscal YTD % Total Collections
			Fiscal YTD Sales Tax Collections	Fiscal YTD Sales Tax Collections			
1	OMNI BARTON CREEK, INC.	22					
2	MCCOY CORPORATION	9					
3	AMAZON.COM SERVICES INC (MARKETPLACE)	9					
4	AUSTIN READY-MIX, LLC	5					
5	AMAZON FULFILLMENT SERVICES INC	8					
6	FP LEGACY LANDSCAPING LLC	25					
7	CENTEX MATERIALS LLC	5					
8	BAREFOOT MOSQUITO AND PEST CONTROL INC	18					
9	TOP CHOICE LAWN CARE, LLC	18					
10	APPLE INC.	5					
TOP 10 LARGE** COMPANIES			584,314	806,745	222,431	38.1%	57.7%
11	A. M. PETROLEUM, INC.	9					
12	SKY MARKETING CORPORATION	8					
13	GROVE LANDSCAPES LLC	18					
14	ASAP STONE AND LANDSCAPE SUPPLY LLC.	9					
15	J MAASS INC	4					
16	COPPER ROCK NURSERY, LLC	9					
17	AUSTIN EAGLE MANAGEMENT SERVICES, LTD.	16					
18	TIME WARNER CABLE TEXAS LLC	12					
19	YARDDOC LLC	18					
20	CSS-CABINET SERVICE SOLUTIONS LLC	4					
21	GAS PUMPERS, LTD.	22					
22	PATRICIA R DABNEY	16					
23	EBAY INC.	25					
24	NEW CINGULAR WIRELESS PCS, LLC	12					
25	CITY ELECTRIC SUPPLY COMPANY	17					
26	VIVERO GROWERS LLC	1					
27	MOM'S CONVENIENCE STORE INC.	9					
28	CITY OF AUSTIN	24					
29	PRASLA ENTERPRISE, A TEXAS FOR PROFIT CORPORA	9					
30	SIGNS WEST, INC.	5					
TOP 30 LARGE COMPANIES			753,800	1,014,509	260,710	34.6%	72.5%
TOP 100 LARGE COMPANIES			914,203	1,222,348	308,145	33.7%	87.4%
3,734 OTHER LARGE COMPANIES			94,496	147,724	53,228	56.3%	10.6%
SMALL COMPANIES & OTHER			11,377	23,314	11,937	104.9%	1.7%
SINGLE LOCAL TAX RATE COLLECTIONS (SLT)			2,368	5,108	2,741	115.7%	0.4%
TOTAL COLLECTIONS			1,022,444	1,398,494	376,051	36.8%	100.0%
STATE COMPROLLER FEES			21,260	27,613	6,353	29.9%	2.0%
NET PAYMENTS			1,001,184	1,370,882	369,698	36.9%	98.0%

* Ranked by Total of Last Fiscal Year + Current Fiscal YTD

** Businesses whose detailed sales tax data is available

Travis Co Esd 3
INDUSTRY SEGMENT RANK & CHANGE

Dec-21

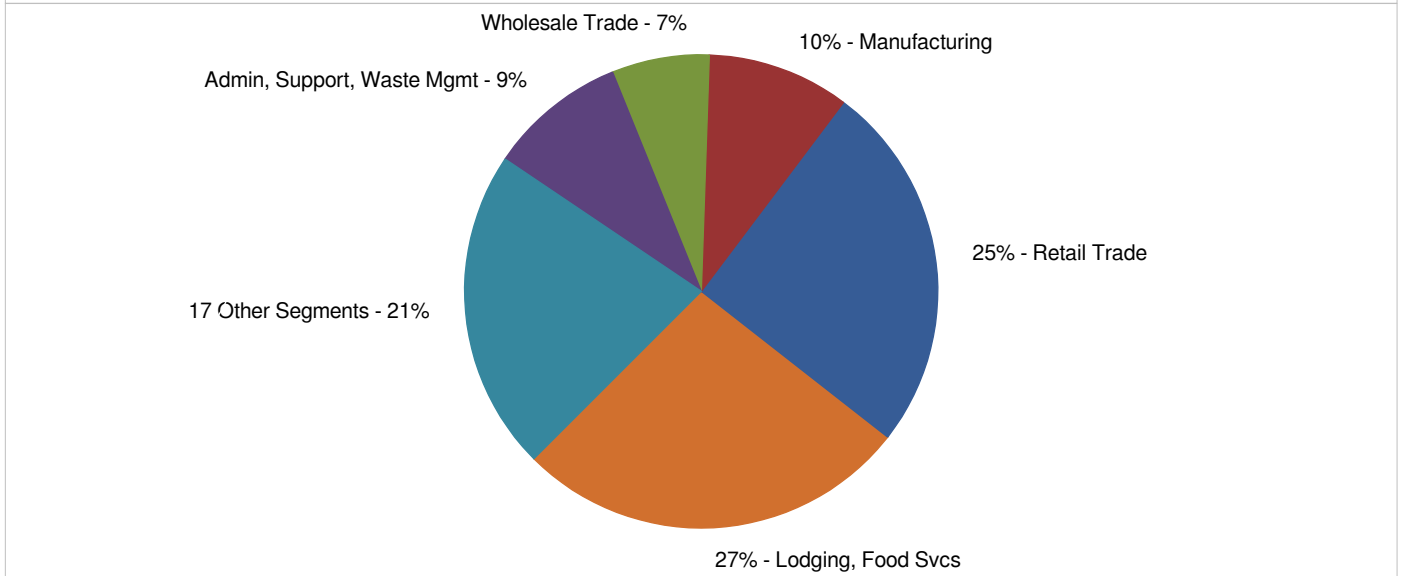
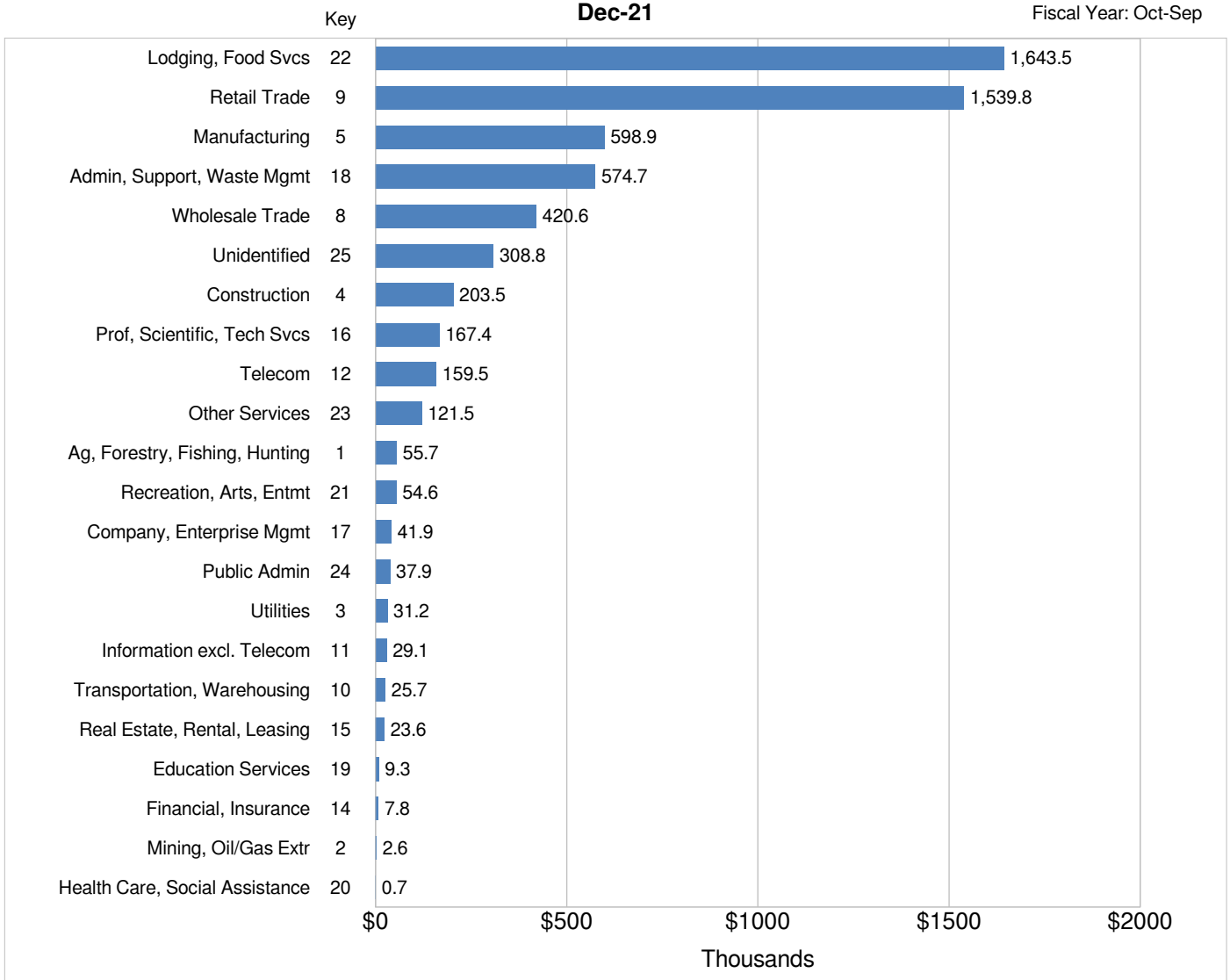
Fiscal Year: Oct-Sep

INDUSTRY SEGMENT*	% Total Current YTD Collections	Prior Fiscal YTD Sales Tax Collections	Current Fiscal YTD Sales Tax Collections	Change	
				\$	%
Lodging, Food Svcs	29.3%	260,057	401,444	141,388	54.4%
Retail Trade	25.0%	256,783	343,111	86,328	33.6%
Manufacturing	9.1%	100,980	125,175	24,195	24.0%
Admin, Support, Waste Mgmt	10.5%	107,405	143,715	36,310	33.8%
Wholesale Trade	5.7%	55,228	78,358	23,130	41.9%
Top 5	79.7%	780,453	1,091,803	311,350	39.9%
Unidentified	5.2%	52,219	71,018	18,799	36.0%
Construction	3.6%	28,198	48,754	20,556	72.9%
Prof, Scientific, Tech Svcs	2.3%	33,992	31,797	(2,195)	-6.5%
Telecom	2.1%	34,650	29,047	(5,604)	-16.2%
Other Services	1.9%	21,945	26,099	4,154	18.9%
Ag, Forestry, Fishing, Hunting	0.6%	7,531	8,614	1,083	14.4%
Recreation, Arts, Entmt	0.8%	7,419	11,433	4,014	54.1%
Information excl. Telecom	0.9%	6,332	12,606	6,274	99.1%
Company, Enterprise Mgmt	0.7%	6,816	9,070	2,254	33.1%
Public Admin	0.6%	7,831	7,824	(7)	-0.1%
Utilities	0.5%	6,797	7,085	288	4.2%
Transportation, Warehousing	0.5%	6,695	6,649	(47)	-0.7%
Real Estate, Rental, Leasing	0.3%	5,298	4,578	(721)	-13.6%
Education Services	0.2%	1,020	2,151	1,131	110.8%
Financial, Insurance	0.1%	989	1,313	324	32.8%
Mining, Oil/Gas Extr	0.0%	485	179	(306)	-63.0%
Health Care, Social Assistance	0.0%	28	52	24	85.8%
All Other	20.3%	228,246	278,269	50,023	21.9%
TOTAL COLLECTIONS	100.0%	1,008,699	1,370,072	361,373	35.8%

INDUSTRY SEGMENT	% Change from same month Prior Year					
	Jul	Aug	Sep	Oct	Nov	Dec
Lodging, Food Svcs	92.2%	38.7%	277.6%	36.2%	42.2%	81.6%
Retail Trade	39.7%	40.0%	26.7%	30.3%	32.1%	38.1%
Manufacturing	41.6%	-9.1%	7.3%	33.4%	52.9%	-2.1%
Admin, Support, Waste Mgmt	38.7%	37.6%	62.0%	44.6%	21.0%	38.0%
Wholesale Trade	120.5%	76.8%	18.0%	8.5%	82.9%	37.4%
All Others	15.9%	2.5%	-6.8%	38.6%	19.0%	10.5%
TOTAL COLLECTIONS	50.5%	26.0%	63.9%	34.2%	34.3%	38.7%

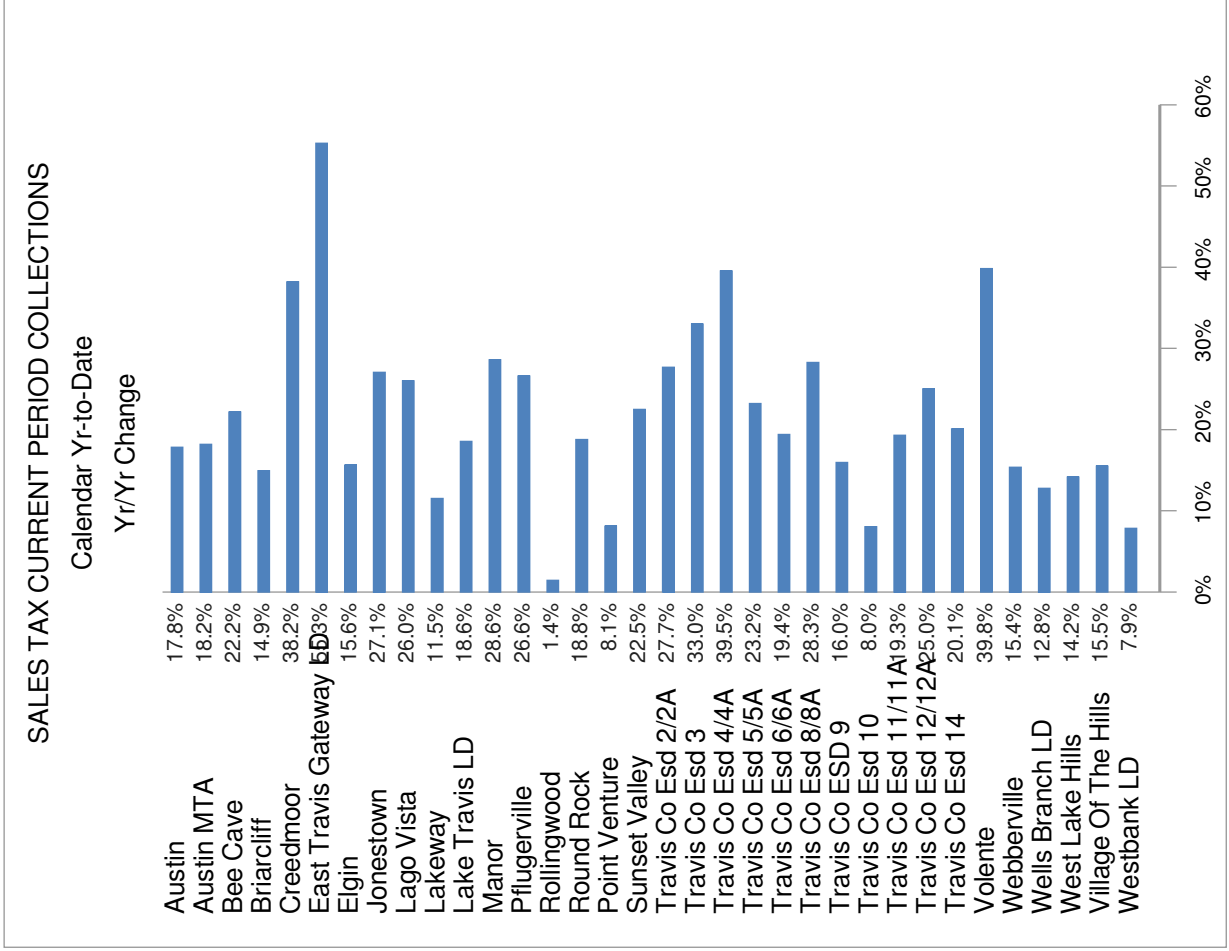
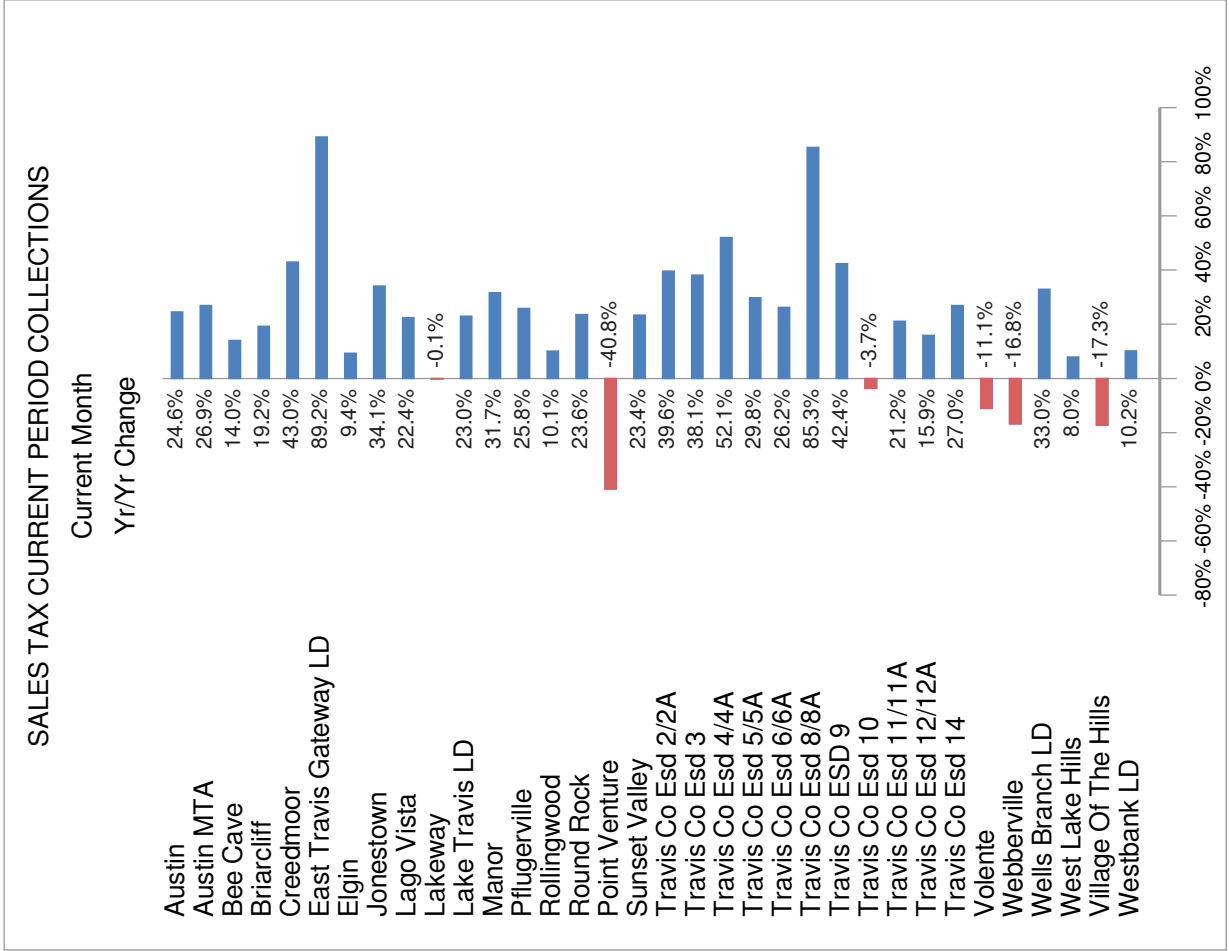
* Ranked by Current + Prior YTD Collections

INDUSTRY SEGMENT SALES TAX RANK & DISTRIBUTION
(Prior Fiscal Year + Current Fiscal Year-to-Date)



SALES TAX TREND TRAVIS COUNTY

Dec-21



NAICS KEY

Code	Industry Segment
1	Ag, Forestry, Fishing, Hunting
2	Mining, Oil/Gas Extr
3	Utilities
4	Construction
5	Manufacturing
6	Included in Key No. 5
7	Included in Key No. 5
8	Wholesale Trade
9	Retail Trade
10	Transportation, Warehousing
11	Information excl. Telecom
12	Telecom
13	Included in Key No. 11
14	Financial, Insurance
15	Real Estate, Rental, Leasing
16	Prof, Scientific, Tech Svcs
17	Company, Enterprise Mgmt
18	Admin, Support, Waste Mgmt
19	Education Services
20	Health Care, Social Assistance
21	Recreation, Arts, Entmt
22	Lodging, Food Svcs
23	Other Services
24	Public Admin
25	Unidentified

Oak Hill Fire Department
Travis County Emergency Services District #3

Station 301
Circle Drive
 9211 Circle Drive
 Austin, Texas 78736
 512-288-5576
 Fax 512-288-5903



Station 302
Barton Creek
 4111 Barton Creek
 Austin, Texas 78735
 Admin 512-288-5534
 Fax 512-288-5844

November 2021 Chief's Report

Significant Events

November 19 (C) – Grass Fire – 10142 US Highway 290 West

[ENG301] Engine and Brush Truck 301 responded to a wires arcing emergency that was ultimately a grass fire on Highway 290 West. Upon arrival, smoke could be seen on the South side of the highway near a power pole. BT301 was able to make access via a dirt road running parallel to the highway. E301 blocked the outside lane of the eastbound traffic on Highway 290. The fire was approximately 20 feet by 10 feet, was not moving, was mostly smoldering, and involved mostly grass. The red line from BT301 was used to extinguish along the flanks and from the back. The burned area was overhauled and the area was heavily wetted down with water and foam.

PEC arrived on scene and said they received notice of a power surge along the power lines where we were working. They could not detect any issues with the power pole and would continue investigating down the eastbound lanes of the highway. The area was investigated for a possible cause, but nothing was found. MDC notes indicated that someone witnessed the power line sparking and starting a fire. Based on that and the information from PEC, it was reasonable to believe that the grass fire was caused by possible sparks from the power line. Engine and Brush Truck 301 soon cleared.

November 20 (C) – Structure Fire (AutoAid Given – Austin) – 6846 Auckland Drive

[ENG301] Engine 301 responded to a structure fire on Auckland Drive. E43 arrived first and reported an exterior fire on the Bravo side of a home that was extending into the eaves and attic. They were in offensive mode and initiated an exterior attack. E29 arrived second and began an interior attack in the attic while E43 conducted a primary search due to the possibility of someone still inside. E301 was third on scene and staged at a hydrant. Command quickly told E301 to lay into E43 from the hydrant. E43 now had continuous water supply and E301 was then directed to pull a third line off of E43 and go the Charlie side and report to Outside Division (LAD17). By this time, the fire was beginning to come under control, primary search found nothing, and E301 monitored conditions from the Charlie side. E301 crew assisted with salvage and removing of screens while not entering the home. E301 crew was soon cleared by command. Tools and hose were loaded and E301 cleared.

Aid Responses

Austin
 Manchaca – TCESD #5
 Lake Travis FR – TCESD #6
 Pedernales – TCESD #8
 Westlake – TCESD #9
 CE-Bar – TCESD #10
 North Hays County
Total

November	
Received	Given To
17	19
0	0
1	0
0	0
5	4
0	0
0	1
23	24

2021	
Received	Given To
123	273
0	0
14	16
0	9
30	26
3	3
0	3
170	333

Operations & Training

Unscheduled OT hours	389	6,417
Sick and Vacation hours taken	1,120	8,065
Part Time hours	0	497
Injuries	0	0
Injuries lost time hours	0	0
Physical Activity	74	1,220
Volunteer Hours Contributed	59	884
Training: Contact Classes Delivered	455	5,181
Training: Contact Hours Delivered	935	13,772
Staff Turnover	0	1

November	2021
389	6,417
1,120	8,065
0	497
0	0
0	0
74	1,220
59	884
455	5,181
935	13,772
0	1

FF Hunn, March 2021 (moved out of state; spouse accepted new job)

Special Projects Status

- We were recognized by Texas Mutual, our Workers' Compensation carrier, with their "Work Safe Award." We are one of only 200 businesses from their 72,000 policyholders to receive the award this year for our dedication to providing a safe work environment as evidenced by our outstanding safety record.

